

# CENT1120

Universal 120 Watt Series



ITE Switch-Mode Power Supply

3 Year Warranty

- Universal Input 100Vac – 240Vac
- Single Output Models up to 120W
- Desktop Style/Non-vented case
- Efficiency Level IV
- Power Factor Correction
- Certified to UL/ EN60950
- IPX1 Rated Enclosure
- Complies with EMI/RFI Regulations
- Modified and Custom Designs Available



International Safety Standard Approvals



## Specifications

AC Input	90-264Vac, 47-63 Hz single phase	MTBF	> 100K hours (calculated, 25°C at full load)
Input Current	90VAC: 2A, 180VAC: 1.0A	Hold-up Time	16.7 ms min. @ 110VAC
Inrush Current	Inrush Current Protection Provided	Overvoltage Protection	Latching
Input Fuse	Internal Primary Current Fuse Provided	Overload Protection	>120% of full rated load, Hiccup Mode
Earth Leakage Current	Input-GND: <3.5mA, Normal State Output-GND: <0.25mA, Normal State	Short Circuit Protection	Hiccup Mode, auto-recovery
Efficiency	88% typical	Overtemperature Protection	Latching
No Load Power	<0.5W	Output Voltage	See chart
Input Harmonics	Meets IEC61000-3-2, class D	Safety Standards	IEC/EN/UL60950
Transient Response	5ms return to within 1%, 50% load step. 0.2A/sec slew rate. Maximum deviation is 5%	Topology	Two-Stage Conversion and Quasi-Resonant Flyback
Line/ Load Voltage Regulation	Line: +/-2.0% max., Load: +/-5% max	Isolation	Input-Output: 3000VAC, Input-GND: 1500VAC, Output-GND: 500VDC
Minimum Load	Not required	Operating Temperature	0° to 40°C with no derating
Ripple and Noise	1% pk-pk max., 20MHz BW, differential mode	Temperature Coefficient	0.3% per °C, maximum
Turn-on Time	3 sec. maximum @ 115VAC	Storage Temperature	-20°C to +85°C
Case Material	Black 94V-0 rated Polycarbonate	Relative Humidity	5% to 95%, non-condensing
Case Dimensions/Output Connections	See chart and outline drawing	Altitude	0 to 10,000 ft, operating; -500 to 40,000 ft, non-operating

## Model Number Key

**CENT 1 120 A VV 51 F 01**

Model	"01" = Standard. "02" and higher indicates a modified model.
Input Connector:	"F" = IEC320 C14 grounded, Other options available, see below
Output Connector:	"51" = 6 pin Molex. Other options available.
Output Voltage:	"09" = 9Vdc, "12" = 12Vdc, "24" = 24Vdc, etc.
Model	"A" = Original Configuration
Output Power:	"120" = 120 Watts
# of Outputs	"1" = Single Output
Product Family:	"C" = Commercial/ITE/Industrial, "E" = External, "NT" = New Technology

# CENT1120

Universal 120W Series

ITE Switch-Mode Power Supply



3Year Warranty

## OUTPUT PARAMETERS

Model Number	Output Volts	Output Current (max)	Max Watts	Ripple (Vp-p max)
CENT1120A0951F01	9V	9.00A	81W	90mV
CENT1120A1251F01	12V	9.17 A	120W	120mV
CENT1120A1551F01	15V	7.33 A	120W	150mV
CENT1120A1851F01	18V	6.67 A	120W	180mV
CENT1120A2451F01	24V	5.00 A	120W	240mV
CENT1120A4851F01	48V	2.50 A	120W	480mV

Note: Ripple and Noise is measured with 0.1µF ceramic and 10µF electrolytic capacitor in parallel, connected at the measurement point.

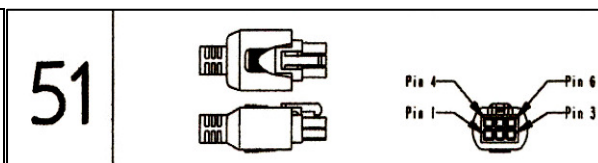
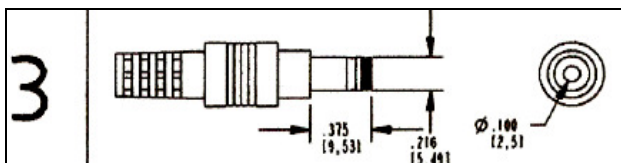
## EMI/EMC Compliance

Conducted Emissions	EN55022 Class B
Radiated Emissions	EN55022 Class B, FCC Part 15, Class B.
Static Discharge Immunity	EN61000-4-2, 6kV Contact Discharge, 8kV air discharge
Radiated RF Immunity	EN61000-4-3, 3V/m.
EFT/Burst Immunity	EN61000-4-4, 2kV/5kHz..
Line Surge Immunity	EN61000-4-5, 1kV differential, 2kV common-mode
Conducted RF Immunity	EN61000-4-6, 3Vrms
Power Frequency Magnetic Field Immunity	EN61000-4-8, 3A/m, performance criteria A
Voltage Dip Immunity	EN61000-4-11, 70% UT for 10mS, 40% UT for 100mS, <5% UT for 5000mS, performance criteria A, B
Line Flicker	EN61000-3-3
Line Frequency Harmonics	EN61000-3-2, Class D

## Input Receptacle

## Output Connector (12V model)

## Output Connector (All other models)

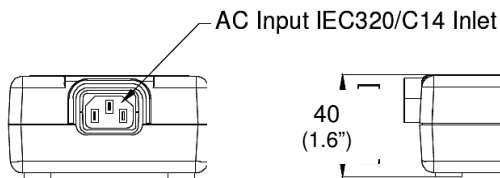
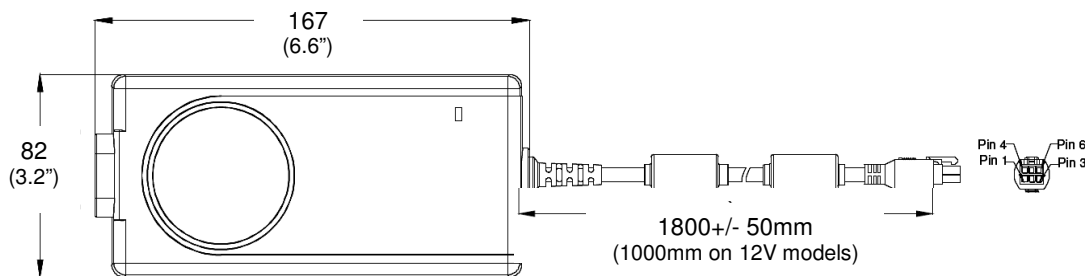


IEC320, C14 – Class I

"#3" Connector is 2.5mm barrel type, center (+)

"#51" Connector is Molex 39-01-2060 or equivalent.

## Outline Drawing (#51 connector shown)



LEADWIRE HOOK-UP		
PIN#	COLOR	
PIN 1	RED	+V OUT
PIN 3	GREEN	GND
PIN 4	WHITE	+V OUT
PIN 6	BLACK	GND